

CA INSTITUTE

# Higher Endowment Spending Needed for Some in Challenging Environment

Published October 24, 2025

A recent Cambridge Associates survey of 104 endowments and foundations reveals that most institutions are adhering to their endowment spending policies, with 80% following policy in 2025 and 81% expected to do so in 2026. However, a notable minority—15% in 2025 and 14% anticipating in 2026—are spending beyond policy, primarily due to federal funding cuts and operating stress (Figure 1). Colleges, universities, and foundations are drawing more from their endowments to balance budgets, fund capital projects, and offset reductions in government support. The survey responses highlight that the evolving political environment is influencing spending decisions and underscoring that nonprofit organizations need strong communication and adaptive financial strategies.


**Figure 1 Endowment spending policy adherence in 2025 and 2026**

	2025	2026
Adhere to the spending policy	80%	81%
Spend more than the spending policy	15%	14%
Spend less than the spending policy	5%	3%
Don't know yet	---	2%

Source: Cambridge Associates LLC.

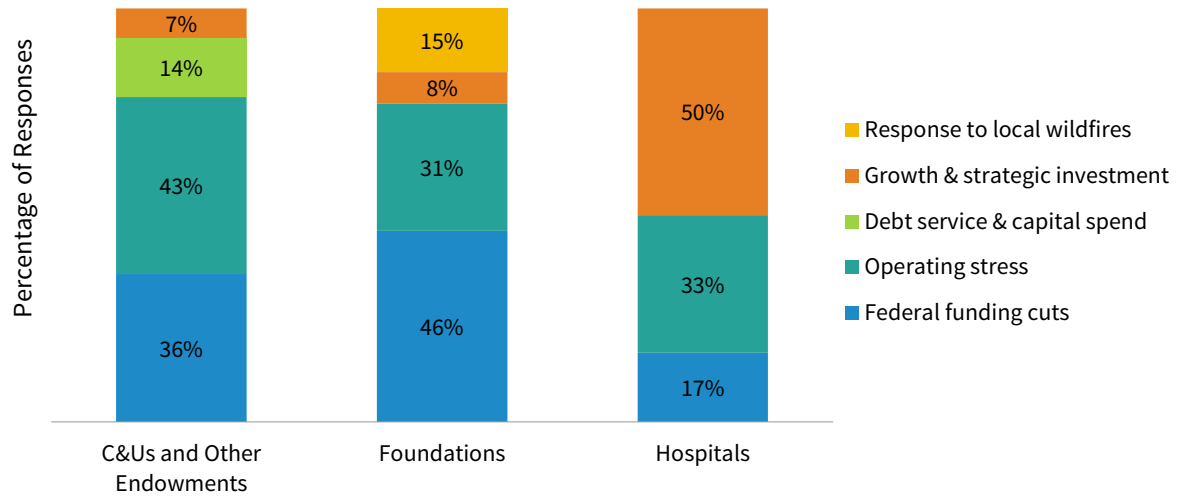
## Some institutions expect to spend more than policy

The institutions that expect to draw more from endowments (14%) cite that federal funding cuts and operating stress are driving most spending increases. Colleges and universities are spending more in response to financial stress that requires endowment funding to balance the operating budget. Several universities are taking additional endowment draws to fund capital projects or to pay debt service. Foundations are spending more than typical policy to replace some of the federal funding cuts. While a few hospitals are spending more because of operating stress and interruptions in government funding, more reported spending draws from their long-term investment portfolios (LTIP) to fund growth initiatives and investments in strategic plans.



Tracy Abedon Filosa  
Head of CA Institute

**Figure 2 Higher spending reasons vary by organization type**



Source: Cambridge Associates LLC.

Notes: Figure 2 shows the proportion of responses. Institutions could select more than one reason. Operating stress includes enrollment declines for C&Us, extra support to grantees for foundations, and other factors impacting institutions' operating budgets.

Other themes also emerged in the survey responses.

- The seven colleges and universities that spent more in 2025 are private institutions. Six of the higher spending institutions expect to continue to spend beyond policy in 2026.
- There is only one public university among the eight schools that anticipate spending more in 2026. It is a public research university that is increasing spending in response to federal cuts to research and other funding.
- Five of eight hospitals distribute spending from their long-term portfolio at least once a year. Four of the hospitals (50%) have a formal spending policy for their long-term investment portfolio LTIP.
- More than a quarter of foundations surveyed spent more in 2025 and nearly one-third (30%) intend to spend beyond policy in 2026.

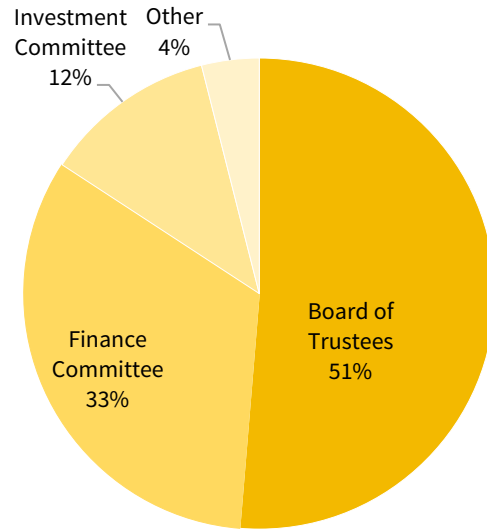
### Profile of Respondents

	Participants	%	Median Asset Size
College/University	64	62%	\$2.8B
Private Foundation	19	18%	\$1.1B
Hospital	8	8%	\$4.7B
Other Nonprofit	13	12%	\$569M
<b>Total Respondents</b>	<b>104</b>		

## Governance matters

The full board of trustees is responsible for determining the level of spending at more than half of the endowments and foundations surveyed and the finance committee decides at nearly one-third. The investment committee controls the spending decision at only 12% of the organizations, which means that strong communication is needed among stakeholders to make sure that endowment spending and investment policy decisions are closely linked.

**Figure 3 Governing body that approves the spending draw**



Source: Cambridge Associates LLC.

The political environment has disrupted nonprofit funding sources and operations in 2025, and this is expected to continue in 2026. Given the dynamic funding and operating environment, liquidity needs and risk tolerance can change if higher endowment spending is needed to balance budgets, fund capital, and seed growth. ■

---

Copyright © 2025 by Cambridge Associates. All rights reserved.

This document, including but not limited to text, graphics, images, and logos, is the property of Cambridge Associates and is protected under applicable copyright, trademark, and intellectual property laws. You may not copy, modify, or further distribute copies of this document without written permission from Cambridge Associates ("CA"). You may not remove, alter, or obscure any copyright, trademark, or other proprietary notices contained within this document. This document is confidential and not for further distribution, unless and except to the extent such use or distribution is in accordance with an agreement with CA or otherwise authorized in writing by CA. The information and material published in this report is nontransferable. Therefore, recipients may not disclose any information or material derived from this report to third parties or use information or material from this report without prior written authorization unless such use is in accordance with an agreement with Cambridge Associates ("CA"). Nothing contained in this document should be construed as the provision of tax, accounting, or legal advice. PAST PERFORMANCE IS NOT A RELIABLE INDICATOR OF FUTURE RESULTS. ALL FINANCIAL INVESTMENTS INVOLVE RISK. DEPENDING ON THE TYPE OF INVESTMENT, LOSSES CAN BE UNLIMITED. Broad-based securities indexes are unmanaged and are not subject to fees and expenses typically associated with managed accounts or investment funds. Investments cannot be made directly in an index.

This performance report represents CA's estimates of investment performance, portfolio positioning and manager information including but not limited to fees, liquidity, attribution and strategy and are prepared using information available at the time of production. Historical results can and likely will adjust over time as updated information is received and processed. Estimated, preliminary, and/or proxy information may be displayed and can change with finalized information, and CA disclaims any obligation to update previously provided performance reports when such changes occur. This report is not intended as a Book of Record nor is it intended for valuation, reconciliation, accounting, auditing, or staff compensation purposes, and CA assumes no responsibility if the report is used in any of these ways.

The primary data source for information is the investment manager and/or fund administrator, therefore data may not match custodial or other client records due to differences in data sourcing, methodology, valuation practices, etc. Estimated values may include prior quarter end data adjusted by a proxy benchmark or by subsequent cash flows. In some instances, data may be sourced directly from a client and/or prior advisors or service providers. CA makes no representations that data reported by unaffiliated parties is accurate, and the information contained herein is not reconciled with manager, custodian, and/or client records. The nature of performance measurement is such that it is a best estimate of performance. As such, performance is displayed to a one decimal place level of precision, accommodating up to nine basis points (0.09%) of imprecision in reported returns. There are multiple methodologies available for use in the calculation of portfolio performance, and each may yield different results. Differences in both data inputs and calculation methodologies can lead to different calculation results.

As part of the reporting process, errors can and do occur. For the purpose of CA reports, an error represents any component of the performance report that is missing or inaccurate, including, but not limited to, composite returns and market values, manager returns and market values, benchmark returns, risk and other statistical measures, holdings and exposures. Errors can be a result of incorrect aspects of data, calculations, setup, software or may be a result of an omission, incorrect value, incorrect systematic computation, incorrect report production, and other similar reasons. For classification as an error, the item in question must be objectively incorrect according to the standard policies, procedures, and methodologies utilized by CA. Differences due to changes in methodology over time, the difference between preliminary and final data and other related changes do not constitute errors, but rather normal course of business for the reporting process. Though CA makes reasonable efforts to discover inaccuracies in the input data used in the performance report, CA cannot guarantee the accuracy and are ultimately not liable for inaccurate information provided by external sources. Clients should compare the values shown on our performance reports with the statements sent directly from their custodians, administrators or investment managers.

In the event that an error is discovered, CA will correct the error and maintain the most accurate information possible. In the event of a material error, CA will disclose the error to the report recipient along with an updated version of the report from the most recent period.

CA's performance report is intended to be offered as a standardized product. CA may be instructed by the client to customize aspects of the report outside of CA's standard policies and procedures. Deviating from CA's standard operating policies and procedures can compromise the quality of the report and increase the risk of error. Customization requests cannot be accommodated in all cases if it is deemed that necessary systems and controls are not in place to minimize errors or reduce the validity of the report. Customizations, including but not limited to, data sourcing, data input, calculation methodologies and report display are acknowledged by the recipient as potentially compromising to the quality of the deliverable and the recipient assumes the risk for any ensuing quality breaches as a result of these customizations.

Cambridge Associates is a global group of companies that provide investment management, investment advisory, research, and performance reporting services. For the purposes of this document "us", "the Firm", "our", "we", "CA", "Cambridge Associates", and similar terms refer collectively to the following list of companies. Similarly, unless otherwise stated the figures provided are the combined total for the following list of companies: Cambridge Associates, LLC (a registered investment adviser with the US Securities and Exchange Commission, a Commodity Trading Adviser registered with the US Commodity Futures Trading Commission and National Futures Association, and a Massachusetts limited liability company with offices in Arlington, VA; Boston, MA; Dallas, TX; New York, NY; and San Francisco, CA), Cambridge Associates Limited (a registered limited company in England and Wales, No. 06135829, that is authorized and regulated by the UK Financial Conduct Authority in the conduct of Investment Business, reference number: 474331); Cambridge Associates GmbH (authorized and regulated by the Bundesanstalt für Finanzdienstleistungsaufsicht ('BaFin'), Identification Number: 155510), Cambridge Associates Asia Pte Ltd (a Singapore corporation, registration No. 200101063G, which holds a Capital Market Services License to conduct Fund Management for Accredited and/or Institutional Investors only by the Monetary Authority of Singapore), Cambridge Associates Limited, LLC (a Massachusetts limited liability company with a branch office in Sydney, Australia, a registered investment adviser with the US Securities and Exchange Commission and registered in several Canadian provinces ARBN 109 366 654), Cambridge Associates Investment Consultancy (Beijing) Ltd (a wholly owned subsidiary of Cambridge Associates, LLC which is registered with the Beijing Administration for Industry and Commerce, registration No. 110000450174972), Cambridge Associates (Hong Kong) Private Limited (a Hong Kong Private Limited Company licensed by the Securities and Futures Commission of Hong Kong to conduct the regulated activity of advising on securities to professional investors), Cambridge Associates AG (a Swiss Limited Company, registration number CHE-115.905.353, that is authorized and Regulated by the Swiss Financial Market Supervisory Authority (FINMA), and Cambridge Associates (DIFC) Limited (incorporated as a Private Company and regulated by the Dubai Financial Services Authority, License Number: FO11237).